



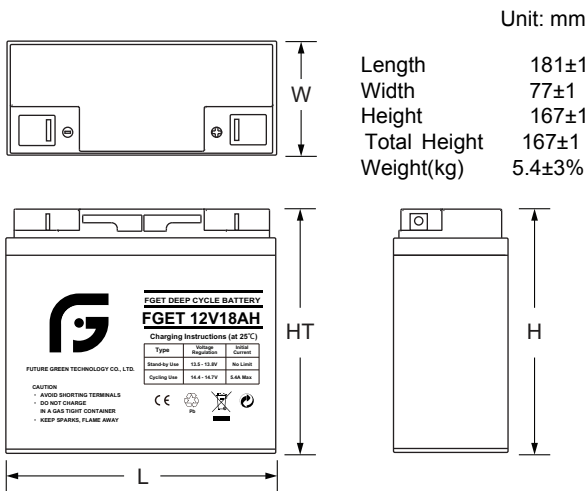
GENERAL FEATURES

- **Long Service Life** - Thick plate design and efficient gas recombination yield a service life expectancy of up to 10 years in standby mode.
- **Low Internal Resistance** - Superb high-rate discharge characteristics ensure reliable performance in UPS and Telecom applications.
- **Maintenance-Free, Non-Spillable** - Proven VRLA technology guarantees safe operation without maintenance and 'non-restricted article' status for transportation.
- **Low Self-Discharge** - Lead-calcium alloy grids and use of high purity lead account for superior shelf-life characteristics permitting storage for extended periods of time.
- **Designed-In Reliability** - Cutting-edge manufacturing and process control combined with meticulous quality assurance procedures guarantee consistent and dependable performance

PERFORMANCE SPECIFICATIONS

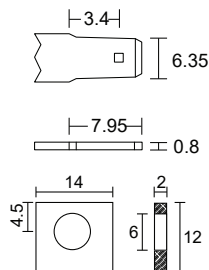
Nominal Voltage	12V(6 cells)	
Design Floating Life @25°C	12 Years	
Nominal Capacity @25°C	20 hour rate	18.00Ah
	10 hour rate	17.30Ah
	5 hour rate	16.10Ah
	3 hour rate	14.58Ah
	1 hour rate	11.48Ah
Internal Resistance	Full Charged Battery@25°C <14mΩ	
Energy Density (20-hr. rate)	92.80W-h/l	
Specific Energy (20-hr. rate)	41.54W-h/kg	
Shelf Life (nominal capacity at 20°C)	1 Month	97%
	3 Months	91%
	6 Months	83%
Max.Discharge Current@25°C	7 Min.	51.3A
Max Short-Duration Discharge Current	10 Sec	171.0A
Standby Use Charge (Constant Voltage) @25°C	Initial Charging Current	Less than 5.40A
	Voltage	13.7-13.9V
Cycle Use Charge (Constant Voltage) @25°C	Initial Charging Current	Less than 5.40A
	Voltage	14.6-14.8V
Operating Temperature Range	Charge	0°C to 50°C
	Discharge	-20°C to 60°C

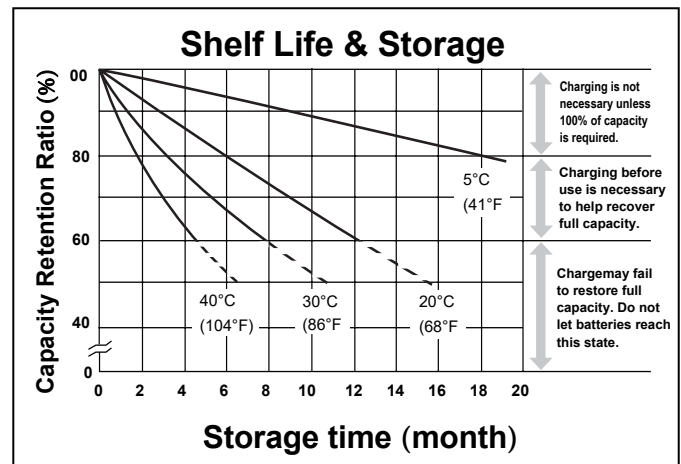
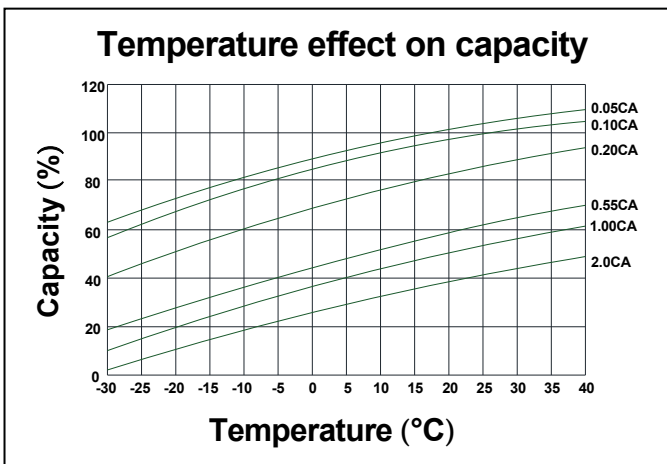
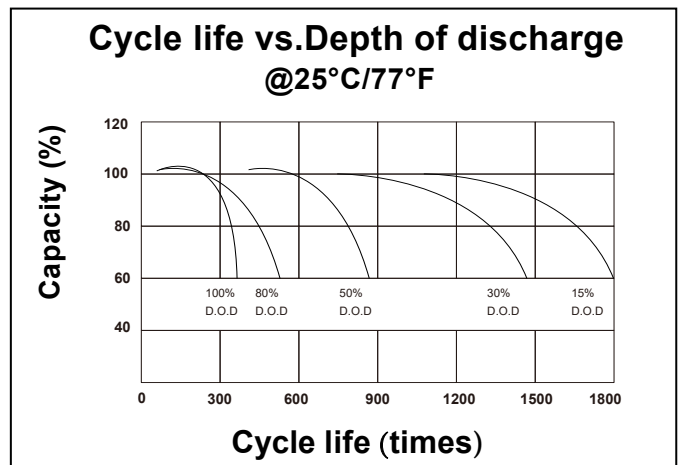
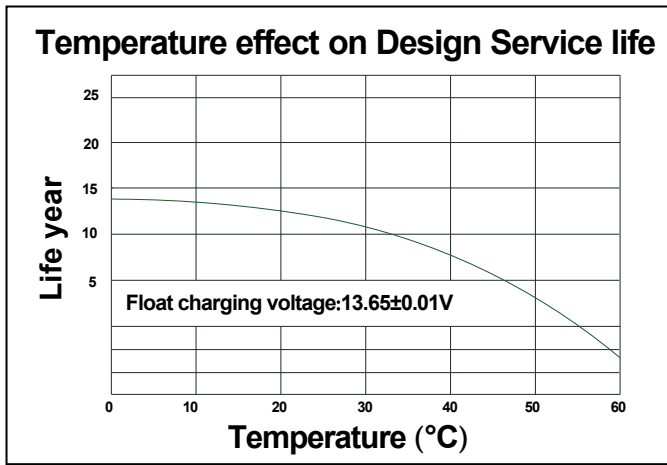
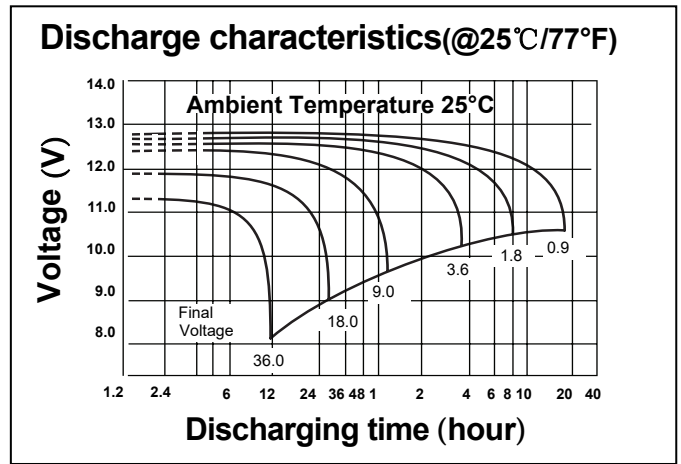
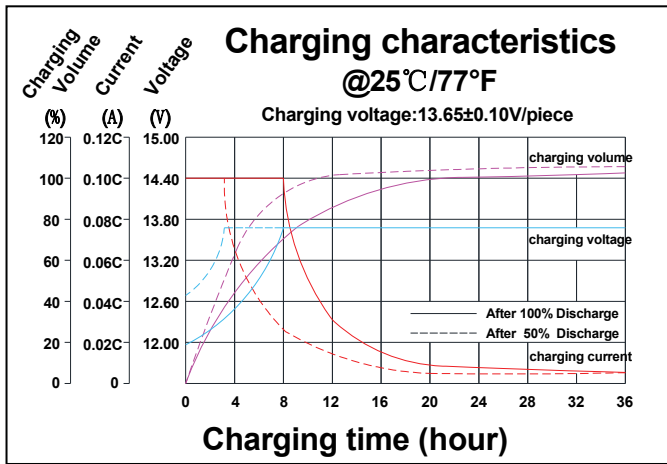
GENERAL FEATURES mm



TERMINALS mm

- F2: Quick disconnect AMP, INC. Faston tabs, 0.250" x 0.032"
- NB2: Tin plated brass post with nut & bolt connectors





CONSTANT CURRENT DISCHARGE RATINGS (Amperes at 25°C)

F.V/Time	5min	10min	15min	30min	45min	1h	2h	3h	5h	8h	10h	20h
1.60V	74.6	47.1	34.6	20.53	14.97	11.75	7.43	5.09	3.39	2.28	1.80	0.951
1.67V	70.6	45.2	33.8	20.19	14.73	11.37	7.30	4.99	3.34	2.23	1.78	0.933
1.70V	66.9	42.7	33.4	19.92	14.54	11.01	7.15	4.91	3.27	2.19	1.75	0.918
1.75V	63.8	40.7	31.6	19.26	14.16	10.67	7.02	4.81	3.21	2.17	1.72	0.900
1.80V	58.9	37.9	29.5	18.49	13.69	10.36	6.76	4.63	3.09	2.11	1.69	0.890